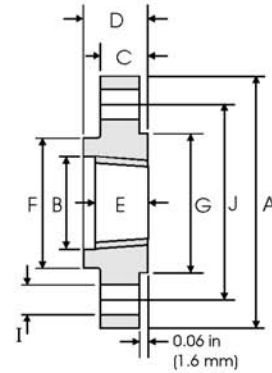




Threaded Flanges - ANSI B16.5 Class 300 lbs



Class 300 lb

Pipe		Flange Data					Hub	Raised Face	Drilling Data			Weight
Nominal Pipe Size		A	B	C	D	E	F	G	H	I	J	
	Outside Diameter	Overall Diameter	Counter-bore min	Flange Thickness min	Overall Length	Threaded length min	Hub Diameter	Face Diameter	Number of Holes	Bolt Hole Diameter	Diameter of Circle of Holes	kg/ piece
	in mm	in mm	in mm	in mm	in mm	in mm	in mm	in mm				
1/2	0.840	3.750	0.930	0.560	0.880	0.620	1.500	1.380	4	0.620	2.620	0.64
	21.30	95.20	23.60	14.20	22.30	15.70	38.10	35.00				
3/4	1.050	4.620	1.140	0.620	1.000	0.620	1.880	1.690	4	0.750	3.250	1.12
	26.70	117.3	29.00	15.70	25.40	15.70	47.70	42.90				
1	1.315	4.880	1.410	0.690	1.060	0.690	2.120	2.000	4	0.750	3.500	1.36
	33.40	123.9	35.80	17.50	26.90	17.50	53.80	50.80				
1 1/4	1.660	5.250	1.750	0.750	1.060	0.810	2.500	2.500	4	0.750	3.880	1.68
	42.20	133.3	44.40	19.00	26.90	20.60	63.50	63.50				
1 1/2	1.900	6.120	1.980	0.810	1.190	0.880	2.750	2.880	4	0.880	4.500	2.49
	48.30	155.4	50.50	20.60	30.20	22.30	69.85	73.15				
2	2.375	6.500	2.500	0.880	1.310	1.120	3.310	3.620	8	0.750	5.000	2.87
	60.30	165.1	63.50	22.30	33.20	28.40	84.00	91.90				
2 1/2	2.875	7.500	3.000	1.000	1.500	1.250	3.940	4.120	8	0.880	5.880	4.32
	73.00	190.5	76.20	25.40	38.10	31.70	100.0	104.6				
3	3.500	8.250	3.630	1.120	1.690	1.250	4.620	5.000	8	0.880	6.620	5.85
	88.90	209.5	92.20	28.40	42.90	31.70	117.3	127.0				
3 1/2	4.000	9.000	4.130	1.190	1.750	1.440	5.250	5.500	8	0.880	7.250	7.34
	101.6	228.6	104.9	30.20	44.40	36.50	133.3	139.7				
4	4.500	10.00	4.630	1.250	1.880	1.440	5.750	6.190	8	0.880	7.880	9.61
	114.3	254.0	117.6	31.70	47.70	36.50	146.0	157.2				
5	5.563	11.00	5.690	1.380	2.000	1.690	7.000	7.310	8	0.880	9.250	12.3
	141.3	279.4	144.5	35.00	50.80	42.90	177.8	185.7				
6	6.625	12.50	6.750	1.440	2.060	1.810	8.120	8.500	12	0.880	10.62	15.6
	168.3	317.5	171.4	36.50	52.30	45.90	206.2	215.9				
8	8.625	15.00	8.750	1.620	2.440	2.000	10.25	10.62	12	1.000	13.00	24.2
	219.1	381.0	222.2	41.10	61.90	50.80	260.3	269.7				
10	10.75	17.50	10.88	1.880	2.620	2.190	12.62	12.75	16	1.120	15.25	34.1
	273.0	444.5	276.3	47.70	66.55	55.60	320.5	323.9				
12	12.75	20.50	12.94	2.000	2.880	2.380	14.75	15.00	16	1.250	17.75	49.8
	323.8	520.7	328.7	50.80	73.15	60.45	374.6	381.0				
14	14.00	23.00	14.19	2.120	3.000	2.500	16.75	16.25	20	1.250	20.25	69.9
	355.6	584.2	360.4	53.80	76.20	63.50	425.4	412.7				
16	16.00	25.50	16.19	2.250	3.250	2.690	19.00	18.50	20	1.380	22.50	88.1
	406.4	647.7	411.2	57.15	82.50	68.30	482.6	469.9				
18	18.00	28.00	18.19	2.380	3.500	2.750	21.00	21.00	24	1.380	24.75	109
	457.2	711.2	462.0	60.45	88.90	69.85	533.4	533.4				
20	20.00	30.50	20.19	2.500	3.750	2.880	23.12	23.00	24	1.380	27.00	134
	508.0	774.7	512.8	63.50	95.2	73.15	587.2	584.2				
24	24.00	36.00	24.19	2.750	4.190	3.250	27.62	27.25	24	1.620	32.00	201
	609.6	914.4	614.4	69.85	106.4	82.50	701.5	692.2				

Notes

- The thread conforms to ASME B1.20.1 NTP threads as described in Section 10. (The only exceptions are small male and female plain face threaded flanges which use NPSL locknut threads.)
- Class 300 and higher threaded flanges are counter-bored. Threads are chamfered to the counterbore at an angle of 45° (approx).
- Weights are based on manufacturer's data and are approximate.